

4.2.4

SHRI RAM COLLEGE, MUZAFFARNAGAR
PERCENTAGE PER DAY USAGE OF LIBRARY (2020-2021)

A - BLOCK


S. NO.	MONTH'S	STUDENTS FOOT FAL PER MONTH'S (X)	STUDENTS (E-CELL LOGIN) PER MONTH'S (Y)	TEACHERS FOOT FAL PER MONTH'S (Z)	TOTAL'S	TOTAL WORKING DAY
1	OCTOBER	3335	485	345	4165	23
2	NOVEMBER	3190	465	330	3985	22
3	DECEMBER	2900	501	300	3701	20
4	JANUARY	3480	505	360	4345	24
5	FEBRUARY	2755	495	285	3535	19
6	MARCH	2900	470	300	3670	20
TOTAL -		18560	2921	1920	23401	128


B - BLOCK


S. NO.	MONTH'S	STUDENTS FOOT FAL PER MONTH'S	STUDENTS (E-CELL LOGIN) PER MONTH'S	TEACHERS FOOT FAL PER MONTH'S	TOTAL'S	TOTAL WORKING DAY
1	OCTOBER	6555	529	644	7728	23
2	NOVEMBER	6270	506	616	7392	22
3	DECEMBER	5700	460	560	6720	20
4	JANUARY	6840	552	672	8064	24
5	FEBRUARY	5415	437	532	6384	19
6	MARCH	5700	460	560	6720	20
TOTAL -		36480	2944	3584	43008	128

TOTAL FOOT FAL OF STUDENTS & TEACHERS (A+B) = $23401+43008=66409$
PER DAY FOT FAL = $66409/128=518.82$

TOTAL LOGIN FOR E-CONTENT = 5865
PER DAY LOGIN = $5865/128=45.82$


Librarian
Shri Ram College
MUZAFFARNAGAR


Co-ordinator
IQAC, Shri Ram College,
Muzaffarnagar


Chairman
IQAC, Shri Ram College,
Muzaffarnagar